



With your participation in this year's data collection and in the two upcoming data collection rounds, we will be able to learn more about a variety of issues that affect young adults born in Québec in the late 1990s.

On the back of this document, you will find an infographic highlighting various interesting findings.

Here are a few examples of questions we will be able to answer thanks to your participation in the study.

**TRANSITION BETWEEN SCHOOL AND WORK**

- Why are some young workers more likely to be victims of workplace accidents?
- What are the impacts of working while in school?

**HEALTH AND LIFESTYLE HABITS**

- How does bullying experienced in elementary and high school affect young adults' mental health and well-being in the long term?
- What impacts does using social media have on various aspects of young Quebecers' lives?

**SOCIAL ENGAGEMENT AND SOCIAL SUPPORT**

- Why are some youth well supported and others more isolated?
- Why are some youth socially engaged in causes that matter to them?

**EDUCATION**

- To what extent do young Quebecers' educational pathways reflect the education level they wished to attain as children?

**AGE OF MOVING OUT AND INTENTION OF HAVING CHILDREN**

- At what age do young adults move out of their family home for the first time?
- Do certain events experienced during childhood and adolescence affect when young people move out of their family home and whether they want to have children or not?

**WELL-BEING**

- How does life satisfaction change during the transition to adulthood?
- What are the main characteristics of young Quebecers who are satisfied with their lives upon entering adulthood?



**QLSCD's main financial partners in 1998-2023 are:**

Fondation Lucie et André Chagnon  
 Institut de la statistique du Québec  
 Ministère de l'Éducation et de l'Enseignement supérieur  
 Ministère de la Famille  
 Ministère du Travail, de l'Emploi et de la Solidarité sociale

Institut de recherche Robert-Sauvé en santé et en sécurité du travail  
 Centre hospitalier universitaire Sainte-Justine  
 Ministère de la Santé et des Services sociaux



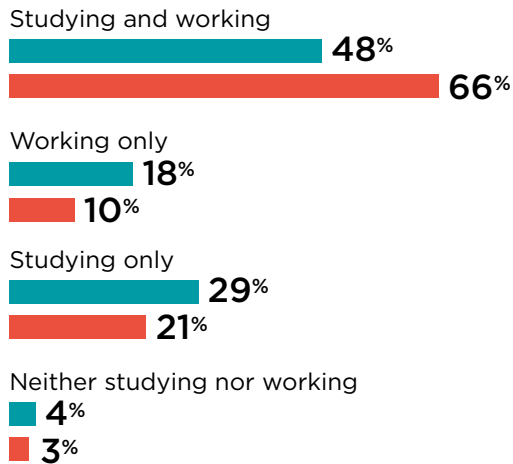
# QUÉBEC LONGITUDINAL STUDY OF CHILD DEVELOPMENT (QLSCD)

These summary results are based on the answers provided in 2017 by QLSCD respondents (children born in Québec in 1997-1998) when they were 19 or 20 years of age. They describe the situation at the time of the survey.

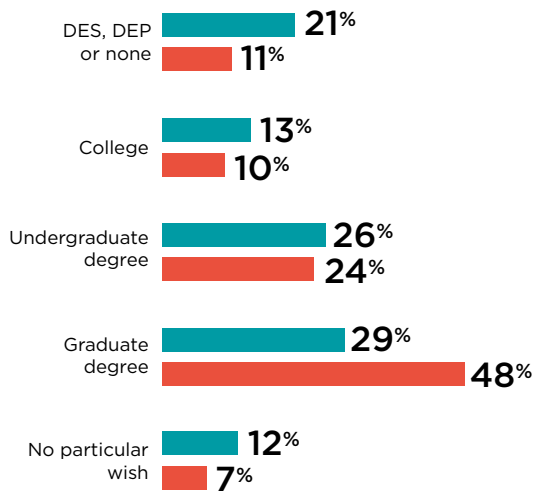


## YOUTH ACTIVITY STATUS

Men Women



## HIGHEST DIPLOMA DESIRED

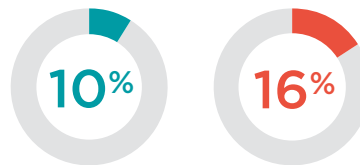


## HAS A FUTURE FIELD OF WORK IN MIND




## MAIN RESIDENTIAL SITUATION IN THE PAST 12 MONTHS

Outside the family home (alone or with other people)



## HAS A BOYFRIEND OR GIRLFRIEND

37% 51%



## SOCIAL MEDIA

Average number of hours spent on social media per day

3 hours or more



Level of confidence in social media\*

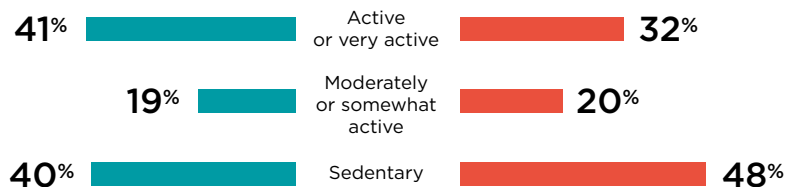
A great deal or quite a lot of confidence Not very much or no confidence at all

22% 78%

\* Data collected in 2018. Both sexes combined.



## LEVEL OF LEISURE-TIME PHYSICAL ACTIVITY



## SELF-PERCEIVED HEALTH STATUS

